

Capfront Technologies Private Limited

Address: No. 119, Road No 3, 2nd Floor, EPIP Area Phase 1, Whitefield, Bengaluru, Karnataka - 560066 IN

CIN: U72900KA2018PTC118747 & Email ID : finance@capfront.in

Consolidated Balance Sheet as at 31st Mar, 2025

Particulars		Notes	As at 31st Mar, 2025 Amount (Rs.'000)	As at 31st Mar, 2024 Amount (Rs.'000)
<b>I</b>	<b>Equity and Liabilities</b>			
(1)	<b>Shareholder's Funds</b>			
	(a) Share Capital	2	207	207
	(b) Reserves and Surplus	3	2,76,373	2,56,088
	(c) Money received against share Warrants		-	-
			<b>2,76,581</b>	<b>2,56,295</b>
	Minority Interest		9	9
(2)	<b>Share Application Money Pending Allotment</b>		-	-
(3)	<b>Non-Current Liabilities</b>			
	(a) Long-Term Borrowings	4	14,742	32,248
	(b) Deferred Tax Liabilities (Net)	5	-	-
	(c) Other Long term liabilities		-	-
	(d) Long-Term Provisions	6	1,123	2,317
			<b>15,865</b>	<b>34,565</b>
(4)	<b>Current Liabilities</b>			
	(a) Short-Term Borrowings	7	2,11,841	2,35,362
	(b) Trade Payables	8	3,356	4,567
	(c) Other Current Liabilities	9	6,909	6,641
	(d) Short-Term Provisions	10	44,200	75,226
			<b>2,66,306</b>	<b>3,21,796</b>
			<b>5,58,760</b>	<b>6,12,665</b>
<b>II</b>	<b>Assets</b>			
(1)	<b>Non-Current Assets</b>			
	(a) Property, Plant and Equipment and Intangible Assets			
	(i) Property, Plant and Equipment	11	9,004	6,325
	(ii) Intangible Assets	11	58,751	39,832
	(iii) Capital Work-in-Progress		-	-
	(iv) Intangible Assets under Development		-	-
			<b>67,754</b>	<b>46,157</b>
	(b) Non-Current Investments		-	-
	(c) Deferred Tax Assets (net)	12	47,044	40,194
	(d) Long-Term Loans and Advances	13	-	-
	(e) Other Non Current Assets	14	11,517	6,825
			<b>58,561</b>	<b>47,018</b>
(2)	<b>Current Assets</b>			
	(a) Current Investments	15	-	65,068
	(b) Trade Receivables	16	7,431	2,889
	(c) Cash and Bank Balances	17	11,949	21,760
	(d) Short-Term Loans and Advances	18	3,41,417	3,66,303
	(e) Other Current Assets	19	71,648	63,470
			<b>4,32,445</b>	<b>5,19,490</b>
			<b>5,58,760</b>	<b>6,12,665</b>

The accompanying notes are an integral part of the consolidated financial statements.

For K S Ramkumar and Co.

Chartered Accountants

FRN: 006167S

For and on behalf of the Board of Directors of

Capfront Technologies Private Limited



K S Ramkumar

Proprietor

Membership number: 027484

Place: Bengaluru

Date: 3rd Sept 2025

*M. S. Reddy*

Satyanarayana Reddy Veera Venkata Mallidi

Director

DIN: 06893784

Place: Bengaluru

Date: 3rd Sept 2025



Gowrinath Venkata Raghava Itha

Director

DIN: 08281079

Place: Bengaluru

Date: 3rd Sept 2025

Capfront Technologies Private Limited

Address: No. 119, Road No 3, 2nd Floor, EPIP Area Phase 1, Whitefield, Bengaluru, Karnataka - 560066 IN

CIN: U72900KA2018PTC118747 & Email ID : finance@capfront.in

Consolidated Statement of Profit and Loss Account for the period ended 31st Mar, 2025

Particulars		Notes	For the period ended 31st Mar, 2025 Amount (Rs.'000)	For the year ended 31st Mar, 2024 Amount (Rs.'000)
(1)	Revenue from Operations	20	2,96,400	2,98,664
(2)	Other Income	21	7,653	9,124
(3)	<b>Total Income (1 + 2)</b>		<b>3,04,053</b>	<b>3,07,788</b>
(4)	<b>Expenses</b>			
	(a) Employee Benefits Expense	22	44,573	51,992
	(b) Finance Costs	23	47,500	38,260
	(c) Depreciation and Amortization Expense	24	13,836	10,385
	(d) Other Expenses	25	1,84,709	1,98,957
	<b>Total Expense</b>		<b>2,90,618</b>	<b>2,99,594</b>
(5)	<b>Profit / (Loss) before Tax and Minority Interest (3 - 4)</b>		<b>13,434</b>	<b>8,194</b>
(6)	Exceptional Items			
(7)	<b>Profit / (Loss) before Extraordinary Items and Tax (5 +6)</b>		<b>13,434</b>	<b>8,194</b>
(8)	Extraordinary Items			
(9)	<b>Profit / (Loss) before Tax (7 + 8)</b>		<b>13,434</b>	<b>8,194</b>
(10)	<b>Less: Tax Expense</b>			
	Current Tax		-	-
	Deferred Tax		(6,851)	(41,718)
	<b>Total Tax Expenses</b>		<b>(6,851)</b>	<b>(41,718)</b>
(11)	<b>Profit / (Loss) for the period after Tax Expenses and before Minority Interest</b>		<b>20,285</b>	<b>49,912</b>
	Minority Interest- Share of Profit / (Loss)		0.20	0.50
(12)	<b>Profit / (Loss) for the period after Minority Interest</b>		<b>20,285</b>	<b>49,912</b>
	<b>Earnings per Equity Share [nominal value of share Rs.1]</b>	26		
	Basic		203	499
	Diluted		203	499

The accompanying notes are an integral part of the consolidated financial statements.

For K S Ramkumar and Co.  
Chartered Accountants  
FRN: 006167S

For and on behalf of the Board of Directors of  
Capfront Technologies Private Limited



K S Ramkumar  
Proprietor  
Membership number: 027484  
Place: Bengaluru  
Date: 3rd Sept 2025

*(Handwritten signature)*

Satyanarayana Reddy Veera Venkata Mallidi  
Director  
DIN: 06893784  
Place: Bengaluru  
Date: 3rd Sept 2025

Gowrinath Venkata Raghava Itha  
Director  
DIN: 08281079  
Place: Bengaluru  
Date: 3rd Sept 2025



Capfront Technologies Private Limited

Address: No. 119, Road No 3, 2nd Floor, EPIP Area Phase 1, Whitefield, Bengaluru, Karnataka - 560066 IN

CIN: U72900KA2018PTC118747 & Email ID : finance@capfront.in

Consolidated Cash Flow Statement for the period ended 31st Mar, 2025

Particulars	For the period ended 31st Mar, 2025 Amount (Rs.)	For the year ended 31st Mar, 2024 Amount (Rs.)
<b>A Cash Flow from Operating Activities</b>		
Profit/(Loss) before Tax	13,434	8,194
<u>Adjustments for Non-Cash Transactions:</u>		
Add: Depreciation/Amortisation	13,836	10,385
Add: Finance Cost	47,500	38,260
Less: Profit on Sale of Debt Funds	(2,001)	(807)
Less: Profit on Sale of Tangible Assets	-	(50)
Less: Other Interest Income	(1,269)	(1,600)
<b>Operating Profit/(Loss) Before Working Capital Changes</b>	<b>71,500</b>	<b>54,383</b>
<b>Movements in Working Capital:</b>		
(Increase)/ Decrease in Trade Receivables	(4,542)	(2,889)
(Increase)/ Decrease in Short-Term Loans and Advances	24,887	(64,779)
(Increase)/ Decrease in Long Term Loans and Advances	-	-
(Increase)/ Decrease in Other Current Assets	(8,178)	(20,912)
(Increase)/ Decrease in Other Non Current Assets	(4,692)	(265)
Increase/ (Decrease) in Trade Payables	(1,210)	2,518
Increase/ (Decrease) in Other Current Liabilities	267	3,128
Increase/ (Decrease) in Provisions	(32,220)	16,341
Increase/ (Decrease) in short Term Borrowing	(23,521)	92,919
<b>Cash Generated/(Used) in Operating Activities</b>	<b>22,290</b>	<b>80,444</b>
Income Taxes Paid	-	-
<b>Net cash Generated/(Used) in Operating Activities (A)</b>	<b>22,290</b>	<b>80,444</b>
<b>B Cash Flow from Investing Activities</b>		
Proceeds from Tangible and Intangible Assets	-	50
Purchases from Tangible and Intangible Assets	(35,433)	(18,410)
(Investment)/Liquidation of Debt Funds	65,068	(65,068)
(Investment)/Liquidation of Long term Fixed deposit	3,500	3,000
Profit on sale of debt fund	2,001	807
Interest Income	1,269	1,600
<b>Net cash Generated/(used) in Investment Activities (B)</b>	<b>36,405</b>	<b>(78,021)</b>
<b>C Cash Flow from Financing Activities</b>		
Proceeds from Long Term Borrowing	(17,506)	32,248
Finance Cost	(47,500)	(38,260)
Increase/ (Decrease) in Minority Interest	0	0
<b>Net Cash Generated/(Used) from Financing Activities (C)</b>	<b>(65,006)</b>	<b>(6,012)</b>
<b>Net Increase in Cash and Cash Equivalents (A+B+C)</b>	<b>(6,311)</b>	<b>(3,589)</b>
Cash and Cash Equivalents as at beginning of the period	14,060	17,649
<b>Cash and Cash Equivalents as at end of the period</b>	<b>7,749</b>	<b>14,060</b>
<b>Break up of Cash and Cash Equivalents (refer note 16)</b>		
in Current Accounts	7,139	13,728
in hand	1	22
in Cheque	610	
in Deposits with an original maturity of three months or less	-	310
	<b>7,749</b>	<b>14,060</b>

For K S Ramkumar and Co.  
Chartered Accountants  
FRN: 006167S



K S Ramkumar  
Proprietor  
Membership number: 027484  
Place: Bengaluru  
Date: 3rd Sept 2025

For and on behalf of the Board of Directors of  
Capfront Technologies Private Limited



Satyanarayana Reddy Veera Venkata Mallik  
Director  
DIN: 06893784  
Place: Bengaluru  
Date: 3rd Sept 2025


Gowrinath Venkata Raghava Itha  
Director  
DIN: 08281079  
Place: Bengaluru  
Date: 3rd Sept 2025

Notes to Consolidated Financial Statements for the period ended 31 Mar, 2025

The entities consolidated in the consolidated financial statements are listed below:

Sl. No.	Name of the entity	Country of incorporation	Relationship as at March 31, 2025	Percentage of effective ownership interest held (directly and indirectly) as at March 31, 2025	Percentage of voting right held as at March 31, 2025	Net Assets* as at		Net profit / (loss) for the year ended	
						March 31, 2025 Amount (Rs.'000)	As % of consolidated net assets	March 31, 2025 Amount (Rs.'000)	As % of consolidated profit or loss
1	Capfront Technologies Private Limited	India	Holding Company			2,84,019	51.02%	4,087	20.15%
2	Vaibhav Vyapaar Private Limited	India	Subsidiary	99.999%	99.999%	2,72,635	48.98%	16,199	79.85%
3	Minority Interest - in all Subsidiary	India	Minority	0.001%	0.001%	9	0.00%	0	0.00%

\* Net assets means total assets minus total liabilities. The balances have been considered after eliminating all inter-company balances and transactions. The reporting dates of all the subsidiaries coincide with that of the parent Company.



*M. Sreedhar*

*M. Sreedhar*

**Capfront Technologies Private Limited**

Address: No. 119, Road No 3, 2nd Floor, EPIP Area Phase 1, Whitefield, Bengaluru, Karnataka - 560066 IN

CIN: U72900KA2018PTC118747 & Email ID : finance@capfront.in

**Background of the Company, significant accounting policies, notes on accounts and other explanatory information**

**A Corporate Information**

Capfront Technologies Private Limited ('the Company') and its subsidiary (herein after collectively referred as 'the Group') are engaged to provide marketplace platform and mobile application in the field of online platform for electronic commerce, applications interfacing to the electronic payment systems, business of financing and other related activities.

**B Principles of consolidation**

The consolidated financial statements include accounts of the subsidiary (accounted as per Accounting Standard ('AS') 21). Subsidiary undertakings are those entities in which the Company, directly or indirectly, has an interest of more than one half of voting power or otherwise controls the composition of the Board of Directors / Governing Body so as to obtain economic benefits from its activities. Subsidiaries are consolidated from the date on which effective control is transferred to the Group till the date such control ceases. The consolidated financial statements have been prepared to comply in all material respects with the AS's specified under Section 133 of the Companies Act, 2013 ('the Act'), read together with Companies (Accounting Standards) Rules, 2006 (as amended from time to time). The consolidated financial statements have been prepared under the historical cost convention on an accrual basis.

The consolidated financial statements of the Group have been prepared based on a line-by-line consolidation of the balance sheets, statements of profit and loss and the cash flow statements of the Company and its subsidiary. All inter-company transactions, balances and unrealised surpluses and deficits on transactions between the entities in the Group are eliminated unless cost cannot be recovered. The excess of the cost to the Company of its investments in subsidiary, over its proportionate share in equity of the investee company as at the date of acquisition is recognised in the consolidated financial statements as goodwill and disclosed under intangible assets. In case the cost of investment in subsidiaries is less than the proportionate share in equity of the investee company as on the date of investment, the difference is treated as capital reserve and shown under reserves and surplus. Net impact has been taken in Cash Flow Statement on consolidation of Investment in Subsidiary.

The consolidated financial statements have been prepared using uniform policies for like transactions and other events in similar circumstances and are presented to the extent possible in the same manner as the Company's separate financial statements.

**C Summary of Significant Accounting Policies**

**1 Basis of Preparation**

The consolidated financial statements of the Group have been prepared in accordance with generally accepted accounting principles in India (Indian GAAP). These consolidated financial statements has been prepared to comply in all material respects with the accounting standards notified under section 133 of the Companies Act 2013, read together with Companies (Accounting Standards) Rules, 2006 (as amended from time to time). The financial statements have been prepared on an accrual basis and under the historical cost convention.

All assets and liabilities have been classified as current and non – current as per the Company's normal operating cycle and other criteria set out in the Schedule III of Act. Based on the nature of services and their realisation in cash and cash equivalents, the Company has ascertained its operating cycle as 12 months for the purpose of current / non-current classification of assets and liabilities.

**2 Use of Estimates**

The preparation of financial statements in conformity with Indian GAAP requires the management to make judgements, estimates and assumptions that affect the reported amounts of revenues, expenses, assets and liabilities and the disclosure of contingent liabilities, at the end of the reporting period. Although these estimates are based on the management's best knowledge of current events and actions, uncertainty about these assumptions and estimates could result in the outcomes requiring a material adjustment to the carrying amounts of assets or liabilities in future periods.

**3 Revenue Recognition**

Revenue is recognized to the extent that it is probable that the economic benefits will flow to the company and the revenue can be reliably measured. The following specific recognition criteria must also be met before revenue is recognized.

Sale of Services

Revenue is recognised as the services are rendered under proportionate completion method and it is probable that the economic benefits will flow to the Company and the revenue can be reliably measured. It is recognised net of taxes.

Unbilled/Deferred revenue - Revenue in excess of billings on service contracts are recorded as unbilled revenue under other current assets and billing in excess of revenue is classified as deferred revenue under other current liability.



Capfront Technologies Private Limited

Address: No. 119, Road No 3, 2nd Floor, EPIP Area Phase 1, Whitefield, Bengaluru, Karnataka - 560066 IN

CIN: U72900KA2018PTC118747 & Email ID : finance@capfront.in

Background of the Company, significant accounting policies, notes on accounts and other explanatory information

Interest

- a) Interest income is recognized on a time proportion basis taking into account the amount outstanding and the applicable interest rate.
- b) Loan processing fees is accounted up-front as and when it becomes due at the time of disbursement of loan.
- c) all other income is recognised on accrual basis.

**4 Plant, Property and Equipment**

Plant, property and equipment are stated at cost, net of accumulated depreciation and accumulated impairment losses, if any. The cost comprises purchase price, borrowing costs if capitalization criteria are met and directly attributable cost of bringing the asset to its working condition for the intended use. Any trade discounts and rebates are deducted in arriving at the purchase price. Such cost includes the cost of replacing part of the plant and equipment. When significant parts of plant and equipment are required to be replaced at intervals, the Company depreciates them separately based on their specific useful lives. Likewise, when a major inspection is performed, its cost is recognised in the carrying amount of the plant and equipment as a replacement if the recognition criteria are satisfied. All other repair and maintenance costs are recognised in profit or loss as incurred.

Gains or losses arising from derecognition of plant, property and equipment are measured as the difference between the net disposal proceeds and the carrying amount of the asset and are recognized in the statement of profit and loss when the asset is derecognized.

Costs incurred on assets under installation or construction at the balance sheet date are shown as Capital work-in-progress and the related advances are shown as 'Capital advances' under long-term loans and advances.

**Depreciation on Plant, Property and Equipment**

Depreciation on plant, property and equipment is calculated on a straight line basis using the rates arrived at, based on the useful lives estimated by the management. The identified components are depreciated separately over their useful lives; the remaining components are depreciated over the life of the principal asset. Depreciable amount is the cost of asset, or other amount substituted for cost less its residual value. Residual value being 5% of original cost of asset or less than 5% as decided by management.

The additions during the year are depreciated on pro rata basis from the date of additions. The Company has used the following rates to provide depreciation on its plant, property and equipment.

Particulars	Useful lives estimated by the management (years)
Computers / Laptops	3
Office Equipment	5
Software	5
Other Intangible	3
Furniture	10

The residual values, useful lives and methods of depreciation of property, plant and equipment are reviewed at each financial year end and adjusted prospectively, if appropriate.

**5 Impairment of Assets**


The carrying amounts of the Company's assets are reviewed at each reporting date to determine whether there is any indication of impairment. If any such indication exists, the assets' recoverable amount is estimated as higher of the net selling price and value in use. An impairment loss is recognised in the Statement of Profit and Loss, whenever the carrying amount of an asset or its cash generating unit exceeds its recoverable amount. An impairment loss is reversed if there is a change in the estimate used to determine the recoverable amount. An impairment loss is reversed only to the extent the carrying amount of the asset that does not exceed the carrying amount that would have been determined net off depreciation or amortisation, if no impairment loss had been recognised.

**6 Leases**

Operating lease payments are recognized as an expense in the statement of profit and loss on a straight-line basis over the lease term.

**7 Sales**

Sales are recorded and disclosed exclusive of all taxes and levies.



**Capfront Technologies Private Limited**

**Address: No. 119, Road No 3, 2nd Floor, EPIP Area Phase 1, Whitefield, Bengaluru, Karnataka - 560066 IN**

**CIN: U72900KA2018PTC118747 & Email ID : finance@capfront.in**

**Background of the Company, significant accounting policies, notes on accounts and other explanatory information**

**8 Investment**

Investments, which are readily realizable and intended to be held for not more than one year from the date on which such investments are made, are classified as current investments.

All other investments are classified as non-current investments.

On disposal of an investment, the difference between its carrying amount and net disposal proceeds is charged or credited to the statement of profit and loss.

**9 Employee Benefits**

a) Defined Contribution Plans:

The company makes specified monthly contribution towards employee provident fund to Government administered provident fund scheme, which is a defined contribution scheme. The Company's contribution is recognised as an expense in the statement of Profit and loss during the

b) Defined Benefit Scheme:

The liability of the company which is likely to arise in respect of gratuity or Defined Benefit Plan of workmen covered under The Payment of Gratuity Act, 1972 is insured with Bajaj Allianz insurance company limited. The expenses related to current year has been accounted as per Actuarial Valuation.

c) Short Term and Other Long Term Employee Benefits:

Company has not provided for the current liabilities arising out of provision for future liability, earned leave as per the Shops and Commercial Establishment Act 1961

d) Provision for leave encashment:

Compensated Absences, which are expected to be utilized within the next 12 months, is treated as short-term employee benefit. The Company measures the expected cost of such absences as the additional amount that it expects to pay as a result of the unused entitlement that has accumulated at the reporting date. Accumulated Compensated Absences expected to be availed or encashed beyond twelve months from the year end are classified as long-term employee benefit for measurement purposes. Such long-term compensated absences are provided for based on the actuarial valuation using the projected unit credit method at the year end. Actuarial gains/losses are immediately taken to the statement of Profit and Loss and are not deferred.

**10 Borrowing Costs**

Borrowing costs attributable to the qualifying fixed assets during construction/exploration, renovation and modernisation are capitalised. Such borrowing costs are apportioned on the average balance of capital work-in-progress for the year. Other borrowing costs are recognised as an expense in the period in which they are incurred.

**11 Foreign Currency Translation**

Foreign currency transactions and balances

(i) Initial Recognition


Foreign currency transactions are recorded in the reporting currency, by applying to the foreign currency amount the exchange rate between the reporting currency and the foreign currency at the date of the transaction.

(ii) Conversion

Foreign currency monetary items are retranslated using the exchange rate prevailing at the reporting date. Non-monetary items, which are measured in terms of historical cost denominated in a foreign currency, are reported using the exchange rate at the date of the transaction. Non-monetary items, which are measured at fair value or other similar valuation denominated in a foreign currency, are translated using the exchange rate at the date when such value was determined.

(iii) Exchange Differences

The Company accounts for exchange differences arising on translation/ settlement of foreign currency monetary items as income or as expenses in the period in which they arise.



Capfront Technologies Private Limited

Address: No. 119, Road No 3, 2nd Floor, EPIP Area Phase 1, Whitefield, Bengaluru, Karnataka - 560066 IN

CIN: U72900KA2018PTC118747 & Email ID : finance@capfront.in

Background of the Company, significant accounting policies, notes on accounts and other explanatory information

11 Income Taxes

**Current Tax**

Current income-tax is measured at the amount expected to be paid to the tax authorities in accordance with the Income-tax Act, 1961 enacted in India and tax laws prevailing in the respective tax jurisdictions where the Company operates. The tax rates and tax laws used to compute the amount are those that are enacted or substantively enacted, at the reporting date. Current income tax relating to items recognized directly in equity is recognized in equity and not in the statement of profit and loss.

**Deferred Tax**

Deferred income taxes reflect the impact of timing differences between taxable income and accounting income originating during the current year and reversal of timing differences for the earlier years. Deferred tax is measured using the tax rates and the tax laws enacted or substantively enacted at the reporting date. Deferred income tax relating to items recognized directly in equity is recognized in equity and not in the statement of profit and loss.

Deferred tax liabilities are recognized for all taxable timing differences. Deferred tax assets are recognized for deductible timing differences only to the extent that there is reasonable certainty that sufficient future taxable income will be available against which such deferred tax assets can be realized. In situations where the company has unabsorbed depreciation or carry forward tax losses, all deferred tax assets are recognized only if there is virtual certainty supported by convincing evidence that they can be realized against future taxable profits.

At each reporting date, the company re-assesses unrecognized deferred tax assets. It recognizes unrecognized deferred tax asset to the extent that it has become reasonably certain or virtually certain, as the case may be, that sufficient future taxable income will be available against which such deferred tax assets can be realized.

The carrying amount of deferred tax assets are reviewed at each reporting date. The company writes-down the carrying amount of deferred tax asset to the extent that it is no longer reasonably certain or virtually certain, as the case may be, that sufficient future taxable income will be available against which deferred tax asset can be realized. Any such write-down is reversed to the extent that it becomes reasonably certain or virtually certain, as the case may be, that sufficient future taxable income will be available.

Deferred tax assets and deferred tax liabilities are offset, if a legally enforceable right exists to set-off current tax assets against current tax liabilities and the deferred tax assets and deferred taxes relate to the same taxable entity and the same taxation authority.

**Minimum Alternate Tax**


Minimum Alternate Tax (MAT) credit is recognised as an asset only when and to the extent there is convincing evidence that the Company will pay normal income tax during the specified period. In the year in which the MAT credit becomes eligible to be recognised as an asset, in accordance with the provisions contained in the Guidance Note on Accounting for Credit Available under Minimum Alternate Tax, issued by the ICAI, the said asset is created by way of a credit to the Statement of Profit and Loss and shown as 'MAT Credit Entitlement'. The Company reviews the same at each Balance Sheet date and writes down the carrying amount of MAT Credit Entitlement to the extent there is no longer convincing evidence to the effect that the Company will pay normal income tax during the specified period.

The Company has opted for the tax rate under Section 115BAA, which requires forgoing the provisions of MAT under Section 115JB. Therefore, Minimum Alternate Tax (MAT) is not applicable to the Company.

12 Earnings Per Share

Basic earnings per share are calculated by dividing the net profit or loss for the period attributable to equity shareholders (after deducting preference dividends and attributable taxes) by the weighted average number of equity shares outstanding during the period. Partly paid equity shares are treated as a fraction of an equity share to the extent that they are entitled to participate in dividends relative to a fully paid equity share during the reporting period. The weighted average number of equity shares outstanding during the period is adjusted for events such as bonus issue, bonus element in a rights issue, share split, and reverse share split (consolidation of shares) that have changed the number of equity shares outstanding, without a corresponding change in resources.

For the purpose of calculating diluted earnings per share, the net profit or loss for the period attributable to equity shareholders and the weighted average number of shares outstanding during the period are adjusted for the effects of all dilutive potential equity shares.



Capfront Technologies Private Limited

Address: No. 119, Road No 3, 2nd Floor, EPIP Area Phase 1, Whitefield, Bengaluru, Karnataka - 560066 IN

CIN: U72900KA2018PTC118747 & Email ID : finance@capfront.in

Background of the Company, significant accounting policies, notes on accounts and other explanatory information

13 Provisions

A provision is recognized when the Company has a present obligation as a result of past event, it is probable that an outflow of resources embodying economic benefits will be required to settle the obligation and a reliable estimate can be made of the amount of the obligation. Provisions are not discounted to their present value and are determined based on the best estimate required to settle the obligation at the reporting date. These estimates are reviewed at each reporting date and adjusted to reflect the current best estimates.

**Asset Classification and Provisioning pertaining to Loans and Advances**

The provisioning / write-off on overdue assets is as per the management estimates, subject to the minimum provision required as per Master Direction-Non Banking Financial Company-Systemically Important Non-Deposit taking Company and Deposit taking Company (Reserve Bank) Directions.

The Company accounts for provision for doubtful assets after taking into account the time lag between an account becoming overdue and its recognition as such.

**Provisioning/ Write-off on overdue assets:** The Company classifies non-performing assets which are overdue as per management policy.

**Provision on standard assets:** Standard asset where no default in repayment of principal or interest is perceived and which does not disclose any problem nor carry more than normal risk attached to the business. Based on the repayment trend analysis the company creates provision on standard assets more than 0.25% which is in accordance with Reserve Bank of India ('RBI') guidelines.

**Loss Assets:** Loss assets are those where amount has been identified as irrecoverable on account of inadequacy of Borrower on certain parameters (e.g. Credit score and nature of vocation) considered appropriate under prevalent market scenarios. Loss assets are written off from books of accounts.

14 Contingent Liabilities

A contingent liability is a possible obligation that arises from past events whose existence will be confirmed by the occurrence or non-occurrence of one or more uncertain future events beyond the control of the Company or a present obligation that is not recognized because it is not probable that an outflow of resources will be required to settle the obligation. A contingent liability also arises in extremely rare cases where there is a liability that cannot be recognized because it cannot be measured reliably. The Company does not recognize a contingent liability but discloses its existence in the financial statements.

15 Cash and Cash Equivalents

Cash and cash equivalents for the purposes of cash flow statement comprise cash at bank and in hand and short-term investments with an original maturity of three months or less.

16 Cash Flow Statement


Cash flow statement has been prepared as per AS-3. Cash flows are reported using the indirect method, where profit/loss before extraordinary items and tax is adjusted for the effects of transactions of a non cash nature and any deferrals or accruals of past or future cash receipts or payments. The cash flows from operating financing and investing activities of the company are segregated based on the available information. Cash comprises of cash on hand and demand deposits with banks. Cash equivalents are short-term balances (with an original maturity of three months or less from the date of acquisition), highly liquid investments that are readily convertible into known amounts of cash and which are subject to an insignificant risk of changes in value.

17 General

Except wherever stated, accounting policies are consistent with the generally accepted accounting principles and have been consistently applied.

All amounts in the financial statements are presented in Indian rupees except data about shares which is given in numbers and as otherwise stated. Figures for the previous year have been regrouped / re-classified wherever considered necessary to confirm to the figures presented in the current year.

All amounts in the financial statements are presented in Indian rupees except data about shares which is given in numbers and as otherwise stated. Figures for the previous year have been regrouped / re-classified wherever considered necessary to confirm to the figures presented in the current year.



Notes to Financial Statements for the period ended 31st Mar, 2025

2 Share Capital

**Authorised Shares (in number)**

40,00,000 Equity Shares of Rs.1 each  
10,00,000 Preference Shares of Rs.1 each

March 31, 2025 Amount (Rs.'000)	March 31, 2024 Amount (Rs.'000)
4,000	4,000
1,000	1,000

**Issued, subscribed and fully paid-up shares (in number)**

1,00,000 Equity Shares of Rs.1 each  
21,430 Compulsorily Convertible Preference Shares ('CCPS' or 'preference shares') of Rs.1 each ('Seed CCPS')  
4,420 Compulsorily Convertible Preference Shares ('CCPS' or 'preference shares') of Rs.1 each ('Seed A CCPS')  
36,820 Compulsorily Convertible Preference Shares ('CCPS' or 'preference shares') of Rs.1 each ('Seed B CCPS')  
33,770 Compulsorily Convertible Preference Shares ('CCPS' or 'preference shares') of Rs.1 each ('Seed C CCPS')  
10,890 Compulsorily Convertible Preference Shares ('CCPS' or 'preference shares') of Rs.1 each ('Pre Series A CCPS')  
**Total issued, subscribed and fully paid up share capital**

100	100
21	21
4	4
37	37
34	34
11	11
<b>207</b>	<b>207</b>

**(a) Reconciliation of the shares outstanding at the beginning and at the end of the reporting period**

**Equity Shares**

At the beginning of the period  
Issued during the year  
**Outstanding at the end of the period**

	March 31, 2025		March 31, 2024	
	Number of shares	Amount (Rs.'000)	Number of shares	Amount (Rs.'000)
At the beginning of the period	1,00,000	100	1,00,000	100
Issued during the year	-	-	-	-
<b>Outstanding at the end of the period</b>	<b>1,00,000</b>	<b>100</b>	<b>1,00,000</b>	<b>100</b>

**Preference Shares**

At the beginning of the period  
Issued during the year  
**Outstanding at the end of the period**

	March 31, 2025		March 31, 2024	
	Number of shares	Amount (Rs.'000)	Number of shares	Amount (Rs.'000)
At the beginning of the period	1,07,330	107	1,07,330	107
Issued during the year	-	-	-	-
<b>Outstanding at the end of the period</b>	<b>1,07,330</b>	<b>107</b>	<b>1,07,330</b>	<b>107</b>

**Total Equity & Preference Share capital**

<b>2,07,330</b>	<b>207</b>	<b>2,07,330</b>	<b>207</b>
-----------------	------------	-----------------	------------

**(b) Terms/ Rights attached to**

**Equity Shares**

The Company has only one class of equity shares having a par value of Rs. 1 per share. Each holder of equity shares is entitled to one vote per share. The Company declares and pays dividends in Indian rupees. The dividend proposed by the Board of Directors is subject to the approval of the shareholders in the ensuing Annual General Meeting. Company has Split a Share of Face value of Rs 10 into 10 Shares each of Face Value Rs 1 in Feb 2020. The Company has not declared any dividend during the reporting period.

The voting rights of an equity shareholder on a poll (not on show of hands) are in proportion to its share of the paid-up equity capital of the Company. Voting rights cannot be exercised in respect of shares on which any call or other sums presently payable have not been paid. Failure to pay any amount called up on shares may lead to forfeiture of the shares.

In the event of liquidation of the company, the holders of equity shares will be entitled to receive remaining assets of the Company, after distribution of all preferential amounts. The distribution will be in proportion to the number of equity shares held by the shareholders.

**Preference Shares**

Each holder of the preference shares shall be entitled to receive notice of and to attend, any shareholders' meeting and shall be entitled to vote together with holders of equity shares of the Company on an as if converted basis, in respect of matters which directly affect the rights of the CCPS and / or as permitted under Law. The voting rights available in respect of the CCPS shall be as set forth in the shareholders agreement and the articles of association.

The CCPS shall carry a non-cumulative dividend rate of 0.001% per annum on an as if converted basis.

The CCPS holder may exercise their right to convert the CCPS in whole or part into Equity Shares at any time before 19 years from the date of issuance. The conversion ratio for conversion of CCPS to Equity Shares shall be 1:1 i.e. each CCPS shall convert into 1 (one) Equity Share, in case the holder exercise their right to call for the conversion prior to 19 years from the date of issuance.

However, the CCPS if not converted earlier, shall automatically convert into Equity Shares prior to the end of the term of the agreement under the following scenarios at the applicable conversion rate in the below manner,

- (i) on latest permissible date prior to the issue of shares to the public in connection with the occurrence of a Public Offer under Applicable Law, or
- (ii) on the day following the completion of 19 (nineteen) years from the date of issuance.



**Notes to Financial Statements for the period ended 31st Mar, 2025**

**(c) Details of Shareholders holding more than 5% shares in the Company**

Name of the Shareholder	March 31, 2025		March 31, 2024	
	Number of shares	% holding	Number of shares	% holding
<b>Equity Shares of Rs. 1 each fully paid</b>				
Gowrinath Venkata Raghava Itha	93,792	93.79%	93,792	93.79%
<b>Preference Shares of Rs. 1 each fully paid</b>				
<u>Seed CCPS of Rs. 1 each</u>				
Tagjoy Consultants Private Limited	21,430	19.97%	21,430	19.97%
<u>Seed B CCPS of Rs. 1 each</u>				
Click Tech Limited	18,410	17.15%	36,820	34.31%
Purple Stone Consulting Pte Ltd	18,410	17.15%		
<u>Seed C CCPS of Rs. 1 each</u>				
Tagjoy Consultants Private Limited	21,660	20.18%	21,660	20.18%
Cobuilder Partner Venture Fund L.P.	10,830	10.09%	10,830	10.09%
<u>Seed Pre Series A CCPS of Rs. 1 each</u>				
Renren Hu Yu (Hong Kong)	10,890	10.15%	10,890	10.15%

As per records of the Company, including its register of shareholders/ members and other declarations received from shareholders regarding beneficial interest, the above shareholding represents both legal and beneficial ownerships of shares.

**(d) Details of shares held by Promoters of the Company**

Name of the Promoters	March 31, 2025		March 31, 2024	
	Number of shares	% holding	Number of shares	% holding
Gowrinath Venkata Raghava Itha	93,792	93.79%	93,792	93.79%

**(e) Shares Reserved for Issue Under Options**

The Company has reserved 21,430 equity shares for issue under the Employee Stock Option Plan (ESOP) of the Company.

(f) The Company has neither issued bonus shares, shares for consideration other than cash and shares bought back during the period of five years immediately preceding the reporting date.





Capfront Technologies Private Limited

Address: No. 119, Road No 3, 2nd Floor, EPIP Area Phase 1, Whitefield, Bengaluru, Karnataka - 560066 IN

CIN: U72900KA2018PTC118747 & Email ID : finance@capfront.in

Notes to Financial Statements for the period ended 31st Mar, 2025

3	Reserves and Surplus	As at 31st Mar, 2025 Amount (Rs.'000)	As at 31st Mar, 2024 Amount (Rs.'000)
	<b>(a) Securities Premium Account</b>		
	Opening balance	3,84,455	3,84,455
	Add: received during the year	-	-
	<b>Balance as at the end of the year</b>	<b>3,84,455</b>	<b>3,84,455</b>
	<b>(b) Surplus/ (Deficit) in the Statement of Profit and Loss</b>		
	Opening balance	(1,28,367)	(1,78,278)
	Add: (loss)/ profit for the period	20,285	49,912
	<b>Net (Deficit)/ Surplus in the Statement of Profit and Loss</b>	<b>(1,08,082)</b>	<b>(1,28,367)</b>
	<b>Net (Deficit)/ Surplus in the Statement of Profit and Loss</b>	<b>2,76,373</b>	<b>2,56,088</b>
4	<b>Long-Term Borrowings</b>	<b>As at 31st Mar, 2025 Amount (Rs.'000)</b>	<b>As at 31st Mar, 2024 Amount (Rs.'000)</b>
	(a) Bonds/Debentures	-	-
	(b) Term Loans	-	-
	(A) from banks	-	-
	(B) from other parties	14,742	12,828
	(c) Deferred Payment Liabilities	-	-
	(d) Deposits	-	-
	(e) Loans and advances from related parties	-	-
	(f) Long term maturities of finance lease obligations	-	-
	(g) Other loans and advances	-	19,420
	<b>Total</b>	<b>14,742</b>	<b>32,248</b>
5	<b>Differed Tax Liability (Net)</b>	<b>As at 31st Mar, 2025 Amount (Rs.'000)</b>	<b>As at 31st Mar, 2024 Amount (Rs.'000)</b>
	Differed Tax Liability (Net)	-	-
	<b>Total</b>	<b>-</b>	<b>-</b>
6	<b>Long-Term Provision</b>	<b>As at 31st Mar, 2025 Amount (Rs.'000)</b>	<b>As at 31st Mar, 2024 Amount (Rs.'000)</b>
	Provision for Gratuity	-	1,271
	Provision for Leave Encashment	1,123	1,046
	<b>Total</b>	<b>1,123</b>	<b>2,317</b>
7	<b>Short-Term Borrowings</b>	<b>As at 31st Mar, 2025 Amount (Rs.'000)</b>	<b>As at 31st Mar, 2024 Amount (Rs.'000)</b>
	(i) Short term borrowings classified as		
	(a) Term Loans		
	(A) from banks	-	-
	(B) from other parties	56,026	1,87,953
	(b) Deposits	-	-
	(c) Loans and advances from related parties	5,000	5,000
	(d) Other loans and advances	-	42,409
	(ii) Current maturities of long term borrowings	1,50,815	-
	<b>Total</b>	<b>2,11,841</b>	<b>2,35,362</b>
8	<b>Trade Payables</b>	<b>As at 31st Mar, 2025 Amount (Rs.'000)</b>	<b>As at 31st Mar, 2024 Amount (Rs.'000)</b>
	- Total outstanding dues of micro enterprises and small enterprises	38	83
	- Total outstanding dues of creditors other than micro and small enterprises	3,318	4,484
	<b>Total</b>	<b>3,356</b>	<b>4,567</b>



M. Reddy

DVK Gowind



Capfront Technologies Private Limited

Address: No. 119, Road No 3, 2nd Floor, EPIP Area Phase 1, Whitefield, Bengaluru, Karnataka - 560066 IN

CIN: U72900KA2018PTC118747 & Email ID : finance@capfront.in

Notes to Financial Statements for the period ended 31st Mar, 2025

9	Other Current Liabilities	As at 31st Mar, 2025 Amount (Rs.'000)	As at 31st Mar, 2024 Amount (Rs.'000)
	TDS Payable	1,687	1,791
	Other Statutory Dues	2,656	2,535
	Employee Benefit Expenses Payable	460	-
	Application Money for NCD	100	-
	Interest Accrued but not due on Term Loan	2,006	2,315
	<b>Total</b>	<b>6,909</b>	<b>6,641</b>
10	Short-Term Provisions	As at 31st Mar, 2025 Amount (Rs.'000)	As at 31st Mar, 2024 Amount (Rs.'000)
	Provision for Audit Fee	300	275
	Provision for NPA (Loan book)	12,006	32,006
	Provision for Gratuity - Current Obligation	-	91
	Provision for Leave Encashment - Current Obligation	59	426
	Provision for Expenses	2,518	4,838
	Contingent Provision on Standard Asset as per RBI Act, 1934*	29,317	37,590
	<i>* Till FY 2022-23, accelerated provision above 0.25% was grouped under "Provision for NPA (Loan Book)"</i>		
	<b>Total</b>	<b>44,200</b>	<b>75,226</b>
12	Deferred Tax Assets (net)	As at 31st Mar, 2025 Amount (Rs.'000)	As at 31st Mar, 2024 Amount (Rs.'000)
	Deferred Tax Assets (net)	47,044	40,194
	<b>Total</b>	<b>47,044</b>	<b>40,194</b>
13	Long-Term Loans and Advances	As at 31st Mar, 2025 Amount (Rs.'000)	As at 31st Mar, 2024 Amount (Rs.'000)
	Loans and advances unsecured, considered good	-	-
	<b>Total</b>	<b>-</b>	<b>-</b>
14	Other Non Current Assets	As at 31st Mar, 2025 Amount (Rs.'000)	As at 31st Mar, 2024 Amount (Rs.)
	<b>i) Security Deposit</b>		
	(a) Secured, considered good	-	-
	(b) Unsecured, considered good	11,502	6,659
	<b>ii) Inter-Corporate Deposit</b>	-	166
	<b>iii) Gratuity Insurance Fund</b>	15	-
	<b>Total</b>	<b>11,517</b>	<b>6,825</b>
15	Current Investments	As at 31st Mar, 2025 Amount (Rs.'000)	As at 31st Mar, 2024 Amount (Rs.'000)
	<b>1. Quoted :</b>		
	(i) Shares :		
	(a) Equity	-	-
	(b) Preference	-	-
	(ii) Debentures and Bonds	-	-
	(iii) Units of Mutual Funds	-	65,068
	(iv) Government Securities	-	-
	(v) Others (please specify)	-	-
	<b>2. Unquoted</b>	-	-
	<b>Total</b>	<b>-</b>	<b>65,068</b>



Capfront Technologies Private Limited

Address: No. 119, Road No 3, 2nd Floor, EPIP Area Phase 1, Whitefield, Bengaluru, Karnataka - 560066 IN

CIN: U72900KA2018PTC118747 & Email ID : finance@capfront.in

Notes to Financial Statements for the period ended 31st Mar, 2025

16	Trade Receivables	As at 31st Mar, 2025 Amount (Rs.'000)	As at 31st Mar, 2024 Amount (Rs.'000)
	Unsecured, considered good	7,431	2,889
	<b>Total</b>	<b>7,431</b>	<b>2,889</b>
17	Cash and Bank Balances	As at 31st Mar, 2025 Amount (Rs.'000)	As at 31st Mar, 2024 Amount (Rs.'000)
	<b>Cash and Cash Equivalents</b>		
	Balances with Bank:		
	- On Current Account	7,139	13,728
	- Deposit with original maturity of less than three months	-	310
	Cash on Hand	1	22
	Other Bank Balances		
	- Deposit with remaining maturity for more than 12 months	-	-
	- In Fixed Deposit/Term Deposit Account (Deposit with remaining maturity for less than 12 months*)	4,200	7,700
	- Cheque in Hand	610	-
	<b>Total</b>	<b>11,949</b>	<b>21,760</b>
18	Short-Term Loans and Advances	As at 31st Mar, 2025 Amount (Rs.'000)	As at 31st Mar, 2024 Amount (Rs.'000)
	Other Loans and Advances		
	(a) Secured	-	-
	(b) Unsecured	-	-
	(i) Standard	3,13,605	3,39,519
	(ii) Sub- Standard	27,812	26,784
	(iii) Doubtful	-	-
	(iv) Loss Assets	-	-
	<b>Total</b>	<b>3,41,417</b>	<b>3,66,303</b>
19	Other Current Assets	As at 31st Mar, 2025 Amount (Rs.'000)	As at 31st Mar, 2024 Amount (Rs.'000)
	Accrued Income on FD	93	88
	GST Input Available	722	854
	TDS Receivable	765	1,238
	TDS for the AY 2024-25	-	3,529
	TDS for the AY 2025-26	4,885	-
	Prepaid Expenses	2,007	362
	Interest Accrued on Cash Collateral	326	314
	Interest Accrued on Loans & Advances	34,804	34,803
	Advance to Employees	1,476	1,113
	Cash Collateral with Debt Partners	23,750	18,000
	Others	2,820	3,169
	<b>Total</b>	<b>71,648</b>	<b>63,470</b>



Capfront Technologies Private Limited  
Address: No.119, Road No 3, 2nd Floor, EPIP Area Phase 1, Whitefield, Bengaluru, Karnataka - 560066 IN  
CIN: U72900KA2018PTC118747 & Email ID : finance@capfront.in

Notes to Financial Statements for the period ended 31st Mar, 2025


Notes 11

i) Property, Plant and Equipment

Assets	Gross Block						Accumulated Depreciation					Net Block	
	Opening Balance	Additions	Acquired through Business Combinations	Revaluations/ (Impairments)	Disposals	Closing Balance	Opening Balance	Depreciation Charged	Adjustment due to revaluations	Disposals	Closing Balance	Opening Balance	Closing Balance
Computers	8,771	80	-	-	-	8,851	8,134	463	-	-	8,597	637	254
Office Equipment	1,186	1,102	-	-	-	2,288	675	383	-	-	1,058	510	1,229
Vehicle	4,400	-	-	-	-	4,400	507	522	-	-	1,029	3,893	3,371
Furniture & Fixture	1,829	3,345	-	-	-	5,174	545	480	-	-	1,025	1,284	4,149
<b>Total</b>	<b>16,186</b>	<b>4,527</b>	<b>-</b>	<b>-</b>	<b>-</b>	<b>20,713</b>	<b>9,861</b>	<b>1,848</b>	<b>-</b>	<b>-</b>	<b>11,709</b>	<b>6,325</b>	<b>9,004</b>
<b>Previous Year</b>	<b>10,726</b>	<b>5,460</b>	<b>-</b>	<b>-</b>	<b>-</b>	<b>16,186</b>	<b>8,575</b>	<b>1,286</b>	<b>-</b>	<b>-</b>	<b>9,861</b>	<b>2,151</b>	<b>6,325</b>

ii) Intangible assets

Assets	Gross Block						Accumulated Depreciation					Net Block	
	Opening Balance	Additions	Acquired through Business Combinations	Revaluations/ (Impairments)	Disposals	Closing Balance	Opening Balance	Depreciation Charged	Adjustment due to revaluations	Disposals	Closing Balance	Opening Balance	Closing Balance
Software	53,525	30,907	-	-	-	84,432	13,694	11,988	-	-	25,682	39,832	58,751
<b>Total</b>	<b>53,525</b>	<b>30,907</b>	<b>-</b>	<b>-</b>	<b>-</b>	<b>84,432</b>	<b>13,694</b>	<b>11,988</b>	<b>-</b>	<b>-</b>	<b>25,682</b>	<b>39,832</b>	<b>58,751</b>
<b>Previous Year</b>	<b>40,576</b>	<b>12,950</b>	<b>-</b>	<b>-</b>	<b>-</b>	<b>53,525</b>	<b>4,595</b>	<b>9,099</b>	<b>-</b>	<b>-</b>	<b>13,694</b>	<b>35,981</b>	<b>39,832</b>





Capfront Technologies Private Limited

Address: No. 119, Road No 3, 2nd Floor, EPIP Area Phase 1, Whitefield, Bengaluru, Karnataka - 560066 IN

CIN: U72900KA2018PTC118747 & Email ID : finance@capfront.in

Notes to Financial Statements for the period ended 31st Mar, 2025

20	Revenue from Operations	For the period ended 31st Mar, 2025 Amount (Rs.'000)	For the year ended 31st Mar, 2024 Amount (Rs.'000)
	<b>Sale of Services</b>		
	Processing Fee From Borrowers	98,899	1,09,023
	Interest from Loans and Advances	1,01,156	1,14,892
	Service Fee	44,737	46,120
	Life Time Registration Fee	6,301	6,277
	Penalty Income	9,741	3,805
	Platform Commission	24,257	10,436
	EMI Pre Closure Charges	525	-
	Pre-closure Charges	9,801	7,187
	Sale of Credit Report	984	924
	<b>Total</b>	<b>2,96,400</b>	<b>2,98,664</b>
21	Other Income	For the period ended 31st Mar, 2025 Amount (Rs.'000)	For the year ended 31st Mar, 2024 Amount (Rs.'000)
	Interest from FD	407	757
	Other Interest Income	863	842
	Profit on Sale of Debt Funds	2,001	807
	Profit on Sale of Fixed Assets	-	50
	Recoveries From old w/off	4,382	6,667
	<b>Total</b>	<b>7,653</b>	<b>9,124</b>
22	Employee Benefits Expense	For the period ended 31st Mar, 2025 Amount (Rs.'000)	For the year ended 31st Mar, 2024 Amount (Rs.'000)
	Salaries, Wages and Bonus	41,471	48,616
	Contribution to Provident and Other Funds	1,287	1,990
	Employee Insurance	363	343
	Gratuity	623	463
	Leave Encashment	662	525
	Staff welfare	168	53
	<b>Total</b>	<b>44,573</b>	<b>51,992</b>
23	Finance Costs	For the period ended 31st Mar, 2025 Amount (Rs.'000)	For the year ended 31st Mar, 2024 Amount (Rs.'000)
	Processing Fee on Debt	2,383	3,135
	Interest on Debt	33,477	26,974
	Interest on ICD	11,641	8,151
	Brokerage Interest and Other Charges	-	-
	<b>Total</b>	<b>47,500</b>	<b>38,260</b>
24	Depreciation and Amortization Expense	For the period ended 31st Mar, 2025 Amount (Rs.'000)	For the year ended 31st Mar, 2024 Amount (Rs.'000)
	Depreciation on Tangible Assets	1,848	1,286
	Depreciation on Intangible Assets	11,988	9,099
	<b>Total</b>	<b>13,836</b>	<b>10,385</b>



Capfront Technologies Private Limited

Address: No. 119, Road No 3, 2nd Floor, EPIP Area Phase 1, Whitefield, Bengaluru, Karnataka - 560066 IN

CIN: U72900KA2018PTC118747 & Email ID : finance@capfront.in

Notes to Financial Statements for the period ended 31st Mar, 2025

25	Other Expenses	For the period ended 31st Mar, 2025 Amount (Rs.'000)	For the year ended 31st Mar, 2024 Amount (Rs.'000)
	Advertisement and Business Promotion	8,362	3,777
	Audit Fee	320	275
	Bank Charges	223	286
	Brokerage & Commission Charges	45,815	46,970
	Communication Costs	2,308	1,953
	Director Remuneration	300	300
	House Keeping/Security Charges	1,113	968
	Ineligible Input	7,762	7,301
	Insurance	69	190
	Irrecoverable Debts Written Off	97,572	65,851
	Legal and Professional Fees	3,267	4,497
	Membership Fees	679	476
	Miscellaneous Expenses	1,617	823
	Office Expenses	1,175	1,361
	Operational & Verification Expenses	33,477	37,295
	Power and Fuel	1,053	1,035
	Provision For NPA	-34,205	7,006
	Provision on Standard Assets	5,932	8,582
	Rates & Taxes	463	546
	Rent	5,883	8,122
	Repair and Maintenance	780	345
	Technical Consultancy Charges	234	219
	Trustee Service Charges	45	-
	Travelling and Conveyance	466	780
	<b>Total</b>	<b>1,84,709</b>	<b>1,98,957</b>



Meerod  

 JH finmmt

26 Earnings per share (EPS)

Particulars	March 31, 2025	March 31, 2024
	Amount (Rs.'000)	Amount (Rs.'000)
Net profit after tax for the purpose of EPS (Rs.)	20,285	49,912
Weighted average number of equity shares in calculating basic EPS	1,00,000	1,00,000
Weighted average number of equity shares in calculating diluted EPS	2,07,330	2,07,330
EPS - Basic (Rs.)	203	499
EPS - Diluted (Rs.)	98	241

27 Related party disclosures

A. Names of Related Parties and Related Party Relationship

Related parties under AS 18 with whom transactions have taken place during the year

Nature of Related Party	Related Party Name
Gowrinath Venkata Raghava ltha	CEO/Whole Time Director
Vaibhav Vyapaar Pvt Ltd	Subsidiary

B. Related Party Transactions

The following table provides the total amount of transactions that have been entered into with related parties for the relevant

Name of the Related Party	Nature of Relationship	Nature of Transaction	Amount (Rs.'000) as on 1 <sup>st</sup> April 2024	Transaction during the year 2024-25 (Rs.'000)		Amount (Rs.'000) as on 31st March, 2025
				Dr	Cr	
				Gowrinath Venkata Raghava ltha	Director	
Gowrinath Venkata Raghava ltha	Director	Reimbursement	1,088	1,105	(742)	1,450
Vaibhav Vyapaar Private Limited	Subsidiary	Reimbursement	(420)	554.95	(1,423)	(1,288)
Vaibhav Vyapaar Private Limited	Subsidiary	Receivables	396	7,618	(7,515)	499
Vaibhav Vyapaar Private Limited	Subsidiary	Service Fee	2,496	56,214	(61,817)	(3,107)
Vaibhav Vyapaar Private Limited	Subsidiary	Receivables	2,500	-	(2,500)	-
Vaibhav Vyapaar Private Limited	Subsidiary	Payable	(46,283)	5,771	-	(40,512)
Vaibhav Vyapaar Private Limited	Subsidiary	Sublease Rent	-	3,778	(3,778)	-
Vaibhav Vyapaar Private Limited	Subsidiary	CG Commission	-	3,100	(3,100)	-

28 Deferred Tax Asset/ (Liability) AS-22

	March 31, 2025	March 31, 2024
Deferred Tax Assets/(Liabilities)- Opening Balance	40,194	(1,524)
Deferred Tax Liabilities for the year	6,851	41,718
Net deferred Tax Assets / (Liability)	47,044	40,194

29 DUE TO MEDIUM AND SMALL ENTERPRISES


The Ministry of Micro, Small and Medium Enterprises has issued an office memorandum dated August 26, 2008 which recommends that the Micro and Small Enterprises should mention in their correspondence with its customers the Entrepreneurs Memorandum Number as allocated after filing of the Memorandum in accordance with the Micro, Small and Medium Enterprise Development Act, 2006 ('the Act'). Accordingly, the disclosure in respect of the amounts payable to such enterprises as at March 31, 2024 has been made in the standalone financial statements based on information received and available with the Company. Further in view of the Management, the impact of interest, if any, that may be in accordance with the provisions of the Act is not expected to be material. The Company has not received any claim for interest from any supplier as at the balance sheet date.

Particulars	March 31, 2025	March 31, 2024
The principal amount and the interest due thereon (to be shown separately) remaining unpaid to any supplier as at the end of each accounting period		
- Principal	38	83
- Interest	-	-
The amount of interest paid by the buyer in terms of Section 16, of the Micro, Small and Medium Enterprise Development Act, 2006 along with the amounts of the payment made to the supplier beyond the appointed day during each accounting period.	-	-
The amount of interest accrued and remaining unpaid at the end of each accounting period, and	-	-
The amount of further interest remaining due and payable even in the succeeding years, until such date when the interest dues above are actually paid to the small enterprise for the purpose of disallowance as a deductible expenditure under Section of the Micro Small and Medium Enterprise Development Act 2006.	-	-

30 Trade Payables Ageing Schedule

Particulars	Outstanding for following period from due date of payment						Total
	Unbilled	Not Due	Less than 1 Year	1-2 years	2-3 years	More than 3 years	
(i) MSME	-	-	38	-	-	-	38
(ii) Others	-	-	3,318	-	-	-	3,318
(iii) Disputed dues - MSME	-	-	-	-	-	-	-
(iv) Disputed dues -Others	-	-	-	-	-	-	-
Total	-	-	3,356	-	-	-	3,356

Particulars	Outstanding for following period from due date of payment						Total
	Unbilled	Not Due	Less than 1 Year	1-2 years	2-3 years	More than 3 years	
(i) MSME	-	-	83	-	-	-	83
(ii) Others	-	-	4,484	-	-	-	4,484
(iii) Disputed dues - MSME	-	-	-	-	-	-	-
(iv) Disputed dues -Others	-	-	-	-	-	-	-
Total	-	-	4,567	-	-	-	4,567



31 Trade Receivables Ageing Schedule

Particulars	Outstanding for following period from due date of payment							Total
	Unbilled	Not Due	Less than 6 months	6 months - 1 year	1-2 years	2-3 years	More than 3 years	
	(i) Undisputed Trade Receivables - Considered good	-	-	7,431	-	-	-	
(ii) Undisputed Trade Receivables - Considered doubtful	-	-	-	-	-	-	-	-
(iii) Disputed Trade Receivables - Considered Good	-	-	-	-	-	-	-	-
(iv) Disputed Trade Receivables - Considered doubtful	-	-	-	-	-	-	-	-
<b>Total</b>	-	-	<b>7,431</b>	-	-	-	-	<b>7,431</b>

Particulars	Outstanding for following period from due date of payment							Total
	Unbilled	Not Due	Less than 6 months	6 months - 1 year	1-2 years	2-3 years	More than 3 years	
	(i) Undisputed Trade Receivables - Considered good	-	-	2,889	-	-	-	
(ii) Undisputed Trade Receivables - Considered doubtful	-	-	-	-	-	-	-	-
(iii) Disputed Trade Receivables - Considered Good	-	-	-	-	-	-	-	-
(iv) Disputed Trade Receivables - Considered doubtful	-	-	-	-	-	-	-	-
<b>Total</b>	-	-	<b>2,889</b>	-	-	-	-	<b>2,889</b>

32 Additional Regulatory Information

32.1. Title Deeds of Immovable Property not held in name of the Company

The Company doesn't have any immovable property.

32.2 Loans & Advances Granted by the Company

The company has granted loan or advances to promoters/directors (as defined under the companies act, 2013) either severally or jointly with any person either from borrowed funds or share premium or any other sources of funds.

Particulars	March 31, 2025 Amount (Rs.'000)	March 31, 2024 Amount (Rs.'000)
Itha Venkata Raghava Gowrinath	-	5,500
<b>Total</b>	-	<b>5,500</b>

32.3. Details of Benami Property held

The Company does not have any benami property, where any proceeding has been initiated or pending against the company for holding the benami property.

32.4. Willful Defaulter

The Company is not a willful defaulter by any bank or financial institution or other lenders or consortium thereof, in accordance with the guidelines on willful defaulters issued by the Reserve Bank of India.

32.5. Relationship with Struck off Companies

The company does not have any transactions with companies whose names have been struck off from the register of companies.

32.6. Registration of charges or satisfaction with Registrar of Companies

The company does not have any charges or satisfaction which is yet to be registered with the registrar of companies beyond the statutory period.

32.7. Ratio Analysis

Ratio	Note	March 31, 2025	March 31, 2024	Variance (in %)	Remarks
Current Ratio	(a)	1.62	1.61	1%	
Debt-Equity Ratio	(b)	0.82	1.04	-22%	Due to the reduction in the outstanding term loan balance
Debt Service Coverage Ratio	(c)	0.27	0.19	47%	Due to the reduction in the outstanding term loan balance
Return on Equity Ratio	(d)	0.07	0.19	-62%	Majorly due to recognition of deferred tax asset in previous year.
Inventory Turnover Ratio	(e)				
Trade Receivables Turnover Ratio	(f)	57.44	206.73	-72%	The variance is mainly on account of a slight increase in trade receivables.
Trade Payables Turnover Ratio	(g)				
Net Capital Turnover Ratio	(h)	1.63	1.65	-1%	
Net Profit Ratio	(i)	0.07	0.17	-59%	Majorly due to recognition of deferred tax asset in previous year.
Return on Capital Employed	(j)	0.21	0.16	30%	Majorly due to recognition of deferred tax asset in previous year.
Return on Investment	(k)	293.90	224.06	31%	Majorly due to recognition of deferred tax asset in previous year.

Ratio	Note	Numerator	Denominator
Current Ratio	(a)	Current Assets	Current Liabilities
Debt-Equity Ratio	(b)	Long Term and Short term debts	Net worth
Debt Service Coverage Ratio	(c)	EBIDTA	Interest + Principal
Return on Equity Ratio	(d)	Net Profit	Net worth
Inventory Turnover Ratio	(e)	COGS	Average Inventory
Trade Receivables Turnover Ratio	(f)	Net Credit Sales	Average Accounts Receivable
Trade Payables Turnover Ratio	(g)	Net Credit Purchase	Average Accounts Payable
Net Capital Turnover Ratio	(h)	Turnover	Average Working capital
Net Profit Ratio	(i)	Net Profit	Turnover
Return on Capital Employed	(j)	EBIT	Total Assets - Current Liabilities
Return on Investment	(k)	EBIT	Equity



2.8. Utilisation of Borrowed funds and share premium

No funds have been advanced or loaned or invested (either from borrowed funds or share premium or any other sources or kind of funds) by the Company to or in any other persons or entities, including foreign entities ("Intermediaries"), with the understanding, whether recorded in writing or otherwise, that the intermediary shall, directly or indirectly lend or invest in other persons or entities identified in any manner whatsoever ("Ultimate Beneficiaries") by or on behalf of the Company or provide any guarantee, security or the like on behalf of the Ultimate Beneficiaries.

No funds have been received by the Company from any persons or entities, including foreign entities ("Funding Parties"), with the understanding, whether recorded in writing or otherwise, that the Company shall directly or indirectly, lend or invest in other persons or entities identified in any manner whatsoever ("Ultimate Beneficiaries") by or on behalf of the Funding Parties or provide any guarantee, security or the like on behalf of the Ultimate Beneficiaries.

33 Investment in Crypto Currency

The Company has not traded or invested in any crypto currency/virtual Currency during the financial year.

34 Corporate Social Responsibility

Section 135 of the Companies Act 2013 states that every company having net worth of rupees five hundred crore or more, or turnover of rupees one thousand crore or more or a net profit of rupees five crore or more during immediately preceding financial year shall constitute a Corporate Social Responsibility Committee of the Board consisting of three or more directors, out of which at least one director shall be an independent director.

The Company is not covered u/s 135 of the Companies Act, 2013 during the reporting year.

35 MSME Disclosures

Based on and to the extent of the information received by the Company from the suppliers during the year regarding their status under the Micro, Small and Medium Enterprises Development Act, 2006 (MSMED Act), refer Note 29 & 30 for amounts due to MSME as at 31st March, 2025.

36 Undisclosed Income

The company does not have undisclosed income during the year in the tax assessments under the income tax act of 1961.

37 Capital and Other Commitments

As at March 31, 2025, the Company has commitments remaining to be executed and not provided for (net of advances) of Rs. Nil.

38 Contingent Liabilities

As at March 31, 2025, the Company has contingent liabilities not provided for of Rs. Nil.

39 The Parent Company is a small and medium-sized company (SMC) as defined in the General Instructions in respect of Accounting Standards notified under section 133 of the Companies Act 2013, read together with paragraph 7 of the Companies (Accounts) Rules 2014 and Companies (Accounting Standard) Amendment Rules 2016. Accordingly, the Company has complied with the Accounting Standards as applicable to an SMC.

For K S Ramkumar and Co. (Proprietary)  
Chartered Accountants  
FRN: 0061675

K S Ramkumar  
Proprietor  
Membership number: 027484  
Place: Bengaluru  
Date: 3rd Sept 2025

For and on behalf of the Board of Directors of  
Capfront Technologies Private Limited

Satvanaravana Reddy Veera Venkata Mallidi  
Director  
DIN: 06893784  
Place: Bengaluru  
Date: 3rd Sept 2025

Gowrinath Venkata Raghava Itha  
Director  
DIN: 08281079  
Place: Bengaluru  
Date: 3rd Sept 2025